

Biglife® /

MAKING DISCIPLES THAT MAKE DISCIPLES

MODULE 1 – FULL VERSION WITH COACHING RESOURCES

DISCIPLESHIP TRAINING OVERVIEW

This training will cover the following topics to help you start a discipleship movement:

- ✓ How to share your story and God’s story with the people you know
- ✓ How to start a Group using the 3/3 discipleship format that meets in your home (or anywhere)
- ✓ Prayer walking
- ✓ Identifying a person of peace
- ✓ How to pass on the discipleship tools through the training cycle (model, assist, watch and leave)

Below is a summary of how all four of our modules work together to help you start a multiplying discipleship movement that transforms communities:

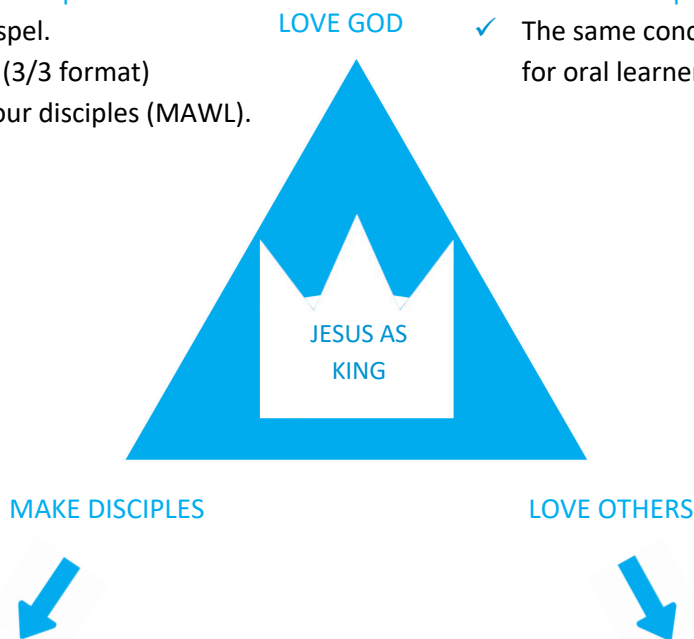
Module 1 training focuses on the concepts listed above, and this triangle below is a visual image of the communities of disciples that we want to see form from the module 1 training. **Module 2** training is for those who have an emerging discipleship movement with multiple generations of Groups. It will give you the skills to coach the movement and steward it. **Module 3** is simply module 1 for oral learners. **Module 4** is an outflow of our love for our neighbor. It teaches you how to engage your community to see change happen. It specifically focuses on a holistic approach to ministry of both meeting people’s physical and spiritual needs based upon a Strength Based approach to development.

MODULE 1: Disciples Making Disciples

- ✓ How to share the gospel.
- ✓ How to start Groups (3/3 format)
- ✓ How to reproduce your disciples (MAWL).

MODULE 3: Disciples Making Disciples

- ✓ The same concepts from module 1, only for oral learners (people who can’t read)



MODULE 2: Stewarding Networks and Relationships

- ✓ You have an emerging movement and need to know how to steward and coach it.
- ✓ You will learn coaching/mentoring skills.
- ✓ You will learn how to function as a network that can reach the world!

MODULE 4: Community Transformation

- ✓ You want to engage your community to see change happen.
- ✓ You will learn about holistic ministry.
- ✓ You will learn about Strength Based Community Development.

THE FATHER'S HEART

- ✓ Every Person (John 3:16, 2 Peter 3:9, 1 Timothy 2:4)
- ✓ Every People (Psalm 22:27; Habakkuk 2:14, Isaiah 11:9 and 45:6)
- ✓ Every Place (Genesis 12:1-3; Psalm 67:2-7; Revelation 7:9-10)



PACE

- ✓ Pace matters. The rate at which the Church is growing is barely keeping up with population growth. Since it is God's desire to see His glory cover the earth, we need to make disciples that make disciples so that the rate of the Church's growth is faster than the growth of the population of the earth.
- ✓ Approximately 1 person every second is dying and going to Hell...



APPLES AND DISCIPLES

- ✓ How many apple seeds are in an apple?
- ✓ How many potential apples are in one of those apple seeds?
- ✓ How many potential disciples are in this room because of you?



BIGLIFE'S MISSION

- ✓ To empower believers worldwide to reach and disciple their own people for Jesus Christ.



"Not unto us, O LORD, not unto us, but unto your name give glory, because of your mercy, because of your truth."

- Psalm 115:1



LOVE. OBEY. MULTIPLY.

LISTENING TO...AND HEARING GOD'S VOICE



PRACTICE: Divide the group into partners and have them introduce their partner to the group after getting to know them for a few minutes.



PRACTICE: Have people listen to God and ask Him how He would introduce their partner. Share what God tells you with the group.

- ✓ Debrief questions:
 1. How was the second way of introducing different from the first way?
 2. How did it feel to be introduced the first way versus the second way?
 3. How did it feel to introduce the person the second way versus the first way?



Look up these verses on listening to God and hearing His voice:

- ✓ John 5:19
- ✓ John 8:47
- ✓ John 10:27
- ✓ John 16:13-14

DISCIPLESHIP DEFINED

DEFINITION OF A DISCIPLE FROM THE WEBSTER'S NEW WORLD DICTIONARY:

1. A pupil or follower of any teacher or school
2. An early follower of Jesus
3. One who accepts and assists in spreading the doctrines of another



“Go and make disciples of all nations, baptizing them in the name of the Father and of the Son and of the Holy Spirit, and teaching them to obey everything I have commanded you. And surely I am with you always, to the very end of the age.”

- Matthew 28:19-20




Think of the definition of a disciple in three parts:

“One who **hears**, **obeys**, and **shares** Jesus’ commands.”



THE MEASURE OF MATURITY



Knowledge



Obedience



Sharing



Knowledge



Obedience



Sharing



Knowledge should not leave obedience and sharing behind!



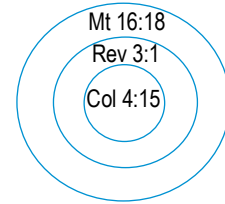
“We gain understanding through our obedience, instead of trying to understand before being obedient.”

- Biglife’s disciples in Pakistan

CHURCH DEFINED

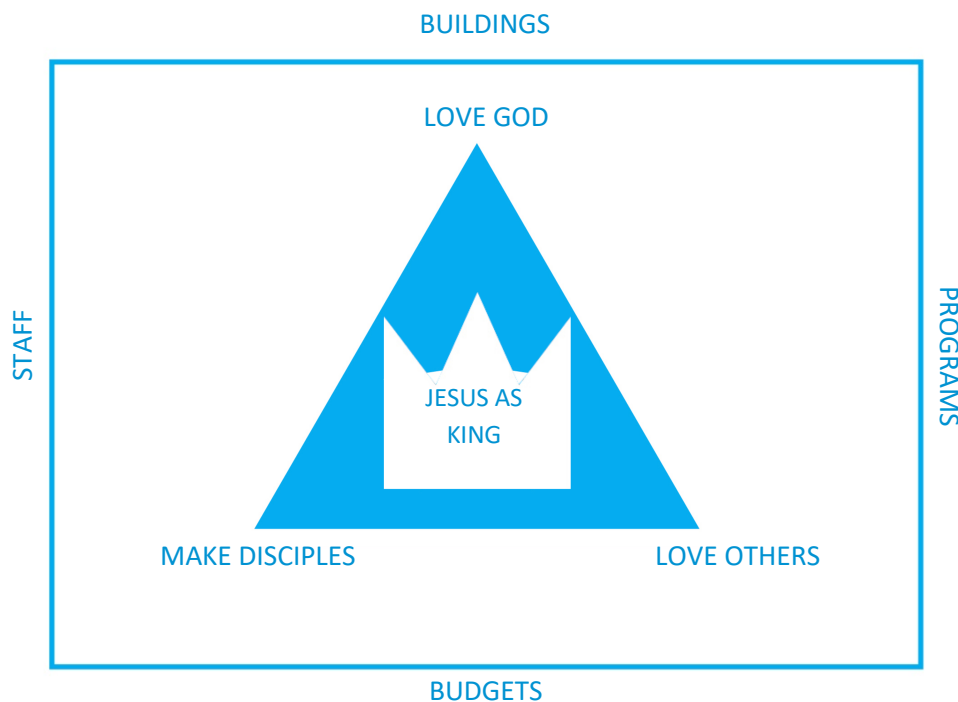
THE WORD “CHURCH” IS USED THREE DIFFERENT WAYS IN THE BIBLE:

1. The **universal** Church [Matthew 16:18]
2. The **city or regional** Church [Revelation 3:1]
3. The Church meeting in someone’s **home** [Acts 5:42; Colossians 4:15]



Jesus said God’s commands from the Old Testament could be summarized in **loving God** with your entire being and **loving others** as you love yourself [Mt. 22:36-40]. You can summarize His commands in the New Testament by **making disciples** since that includes teaching them to obey all He commanded.

Spiritual families of people who love God, love others and make disciples are the Church. We define these simple churches as a spiritual family with Christ in their midst as King, who love God, love others and make multiplying disciples. This does not include buildings, staff, budgets or programs. There is nothing wrong with these things, but they are far more difficult to multiply, because simple things multiply more easily. Therefore, we choose to leave those tools to the city or regional Church as it grows larger through the multiplication of these simple churches.



The Greek word for “church” is the word **ekklesia**. This Greek word means, “Those who are called out to gather together”. That is what a church is. It is those Christ has called out from this world to gather together. It is not a building, the clergy, a program or a Sunday morning service. These things can all be part of the church service as people gather together in a certain place, but they are not the biblical definition of a church. The rest of this training will use “Group” when referring to a group of believers meeting together for discipleship and fellowship as they seek to love God, love others and make disciples.

MULTIPLICATION

ACTS 1 BEFORE ACTS 2!

- ✓ In Acts chapter 1, the Holy Spirit came upon the believers while they were praying. Without the Holy Spirit, prayer, and fasting, we can't reach the people around us...at least not very effectively.
- ✓ We can't start disciple-making movements operating in our own flesh. Disciple-making movements start when believers pray and fast together, and when they are depending on the Holy Spirit.



If you want to see a disciple-making movement start, you and your disciples must spend a lot of time praying, fasting and abiding in Christ! What is your plan to do for this?

AM I A DISCIPLE WORTH MULTIPLYING?

- ✓ Multiplication is not necessarily a good thing. Example of cancer multiplying.
 - We do not want to multiply bad disciples.
- ✓ Abraham's example
 - Abraham wasn't perfect, but God chose him because of his obedience.
- ✓ IRCO [immediate, radical, costly, obedience]

SIMPLE THINGS MULTIPLY MORE EASILY

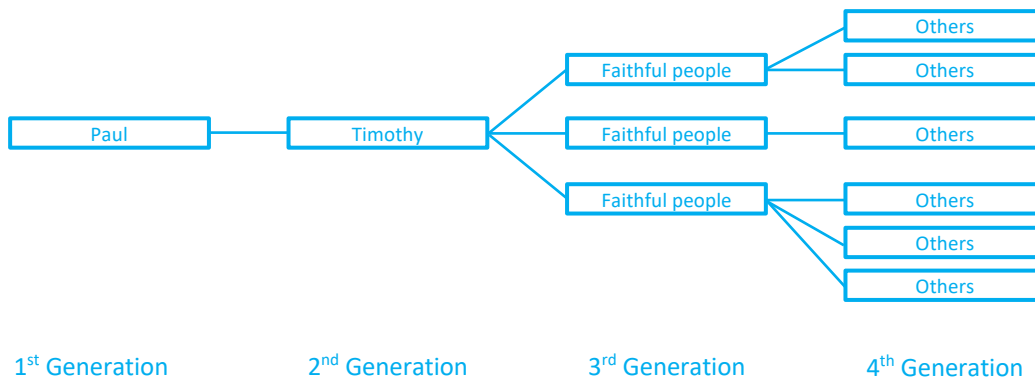
- ✓ The materials and concepts you use need to be simple, reproducible, and easy to pass on from believer to believer.

EVERY BELIEVER NEEDS TO KNOW THE BASICS:

- ✓ Every believer is to be equipped to share the gospel, disciple others and start Groups.

THE IMPORTANCE OF MULTIPLICATION

- ✓ We can't reach everyone by ourselves.
 - We need to make disciples that make disciples.
 - We need to start Groups that start Groups.
- ✓ The 2-2-2 principle [2 Timothy 2:2].



WHY? WHO? HOW?

This is the **FIRST** lesson that you start with when discipling new or existing Christians.

WHY has God saved us? God saved us through His grace and mercy (Ephesians 2:4-6). He saved us because of His love for us (John 3:16-18), for His glory (Ephesians 1:11-14) and His desire for us to GO and spread His glory around the world (2 Corinthians 5:17-21, Habakkuk 2:14). Look at “The 4 Commands” and/or “The 4 Calls” below:

THE 4 COMMANDS [Matthew 28:19-20]

1. Go
2. Make disciples
3. Baptize
4. Teach them to obey



THE 4 CALLS

1. The Call from Above: Mark 16:15
2. The Call from Below: Luke 16:27-28
3. The Call from Inside: 1 Corinthians 9:16-17
4. The Call from Outside: Acts 16:9

WHO do we share this good news with? Your relational network. In other words, your friends, family, relatives, co-workers, neighbors and anyone else that you know and have a relationship with.

- ✓ **MAP OR LIST 20** people who don't have a relationship with God. Use a blank piece of paper. Pray for the people. Ask God to show you 5 people that you can share your story and God's story with this coming week [Use the list of 100 later on in lesson 3 of the Start Track to add more].

HOW do we share this good news? Share your story as a bridge to sharing God's story.

- ✓ How to share **YOUR STORY** in 3 minutes or less:



Share about your life **before** following Jesus.



Share about **why** you chose to follow Jesus.



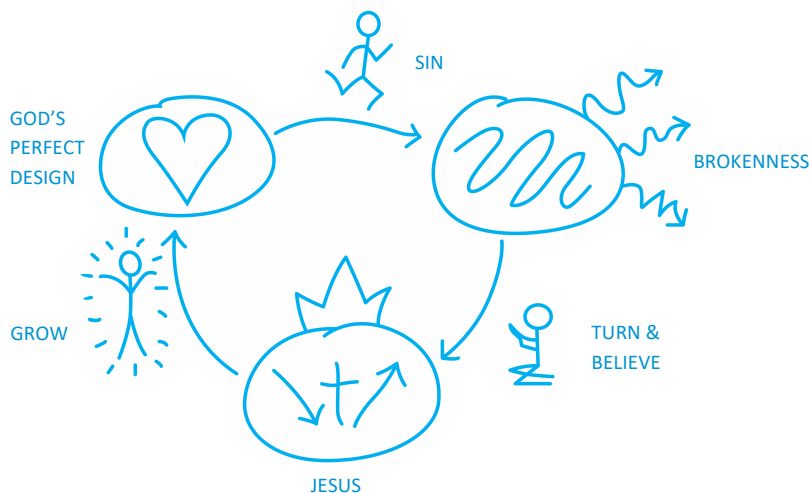
Share about your life **after** following Jesus and the difference He has made in your life.



Make sure to ask for a **response** at the end of your story that leads into God's story.

Or just tell them that you are going to share with them the story that changed your life.

- ✓ There are many methods to share **GOD'S STORY**. Here is one called the 3 Circles:




RELATIONAL NETWORK MAPPING

Map all of your friends, coworkers, neighbors and relatives you have a relationship with. For unbelievers or unknown status, share your story and God’s story with them or invite them to be part of a group for seekers.



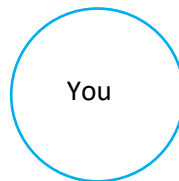
For believers, mark a cross inside of their circle. Teach them the Why? Who? How? and challenge them to start a Group. Encourage them to use the other tools you are learning about and offer to coach them. Have them fill out a Relational Network Map and follow up with those listed on it.

 **PRACTICE:** Make a map of your family and friends.

Father’s side of family

Mother’s side of family

Spouse’ family



Other people I know

Friends

Neighbors

Co-workers

RELATIONAL NETWORK LIST



List all of your friends, coworkers, neighbors and relatives you have a relationship with. For unbelievers or unknown status, share your story and God's story with them or invite them to be part of a group for seekers.

For believers, teach them the Why? Who? How? and challenge them to start a Group.

Encourage them to use the other tools you are learning about and offer to coach them. Have them fill out a Relational Network List [list of 20 or 100] and follow up with those listed on it.



PRACTICE: Make a list of 20 non-Christians [or list of 100 Christians/non-Christians].

Name	Christian	Non-Christian	Unknown
1. _____	<input type="checkbox"/>	<input type="checkbox"/>	<input type="checkbox"/>
2. _____	<input type="checkbox"/>	<input type="checkbox"/>	<input type="checkbox"/>
3. _____	<input type="checkbox"/>	<input type="checkbox"/>	<input type="checkbox"/>
4. _____	<input type="checkbox"/>	<input type="checkbox"/>	<input type="checkbox"/>
5. _____	<input type="checkbox"/>	<input type="checkbox"/>	<input type="checkbox"/>
6. _____	<input type="checkbox"/>	<input type="checkbox"/>	<input type="checkbox"/>
7. _____	<input type="checkbox"/>	<input type="checkbox"/>	<input type="checkbox"/>
8. _____	<input type="checkbox"/>	<input type="checkbox"/>	<input type="checkbox"/>
9. _____	<input type="checkbox"/>	<input type="checkbox"/>	<input type="checkbox"/>
10. _____	<input type="checkbox"/>	<input type="checkbox"/>	<input type="checkbox"/>
11. _____	<input type="checkbox"/>	<input type="checkbox"/>	<input type="checkbox"/>
12. _____	<input type="checkbox"/>	<input type="checkbox"/>	<input type="checkbox"/>
13. _____	<input type="checkbox"/>	<input type="checkbox"/>	<input type="checkbox"/>
14. _____	<input type="checkbox"/>	<input type="checkbox"/>	<input type="checkbox"/>
15. _____	<input type="checkbox"/>	<input type="checkbox"/>	<input type="checkbox"/>
16. _____	<input type="checkbox"/>	<input type="checkbox"/>	<input type="checkbox"/>
17. _____	<input type="checkbox"/>	<input type="checkbox"/>	<input type="checkbox"/>
18. _____	<input type="checkbox"/>	<input type="checkbox"/>	<input type="checkbox"/>
19. _____	<input type="checkbox"/>	<input type="checkbox"/>	<input type="checkbox"/>
20. _____	<input type="checkbox"/>	<input type="checkbox"/>	<input type="checkbox"/>

YOUR STORY

SHARING WHAT GOD HAS DONE IN YOUR LIFE

If you are seeking to share your story with someone you do not know in order to introduce them to God's story, it is helpful to think in terms of three stories: their story, your story and God's story.

THEIR STORY: It is helpful if you can get them to share about their spiritual journey in order that you might be able to adapt your presentation about your story and God's story to be appropriate for their worldview, values and priorities.

YOUR STORY: Think of your story in three parts also. Learn to share your story in 3 minutes:



Share about your life **before** following Jesus.



Share about **why** you chose to follow Jesus.



Share about your life **after** following Jesus and the difference He has made in your life.



Make sure to ask for a **response** at the end of your story that leads into God's story.

Or just tell them that you are going to share with them the story that changed your life.

NOTE: If you want another way to share your story, you can always share about how God has made a difference in your life, helped you, healed you, or brought you through a difficult circumstance, etc.

GOD'S STORY: The main idea behind sharing your story is to open a door for you to share God's story. Once the door is open, share God's story with the person.



PRACTICE: Write your story below, then practice sharing it with a partner.









GOD'S STORY

There are many possible ways to share God's story [the gospel]. There is no "best" way. The best way for any given person will be different based on their worldview, experiences and the cultural/religious context that they live in. One general approach that can be fairly easily adapted for various worldviews is the Creation to Judgement Story approach. If you don't already have another method you are comfortable with, this is a good one to start with.

CREATION TO JUDGEMENT STORY



HE REIGNED

In the beginning, God created a perfect world. He made people a part of His family. They rebelled against God and brought sin and suffering into the world. This meant that people were separated from God's family.



HE CAME

God sent His son Jesus into the world to bring people back into a relationship with Himself. Jesus lived a perfect life. He taught the people about God. He performed miraculous acts and healed many people to demonstrate God's love and power.



HE DIED

Despite the fact that Jesus lived a perfect life and therefore did not have to die, He chose to die on a cross as payment for our sins.



HE AROSE

He was buried in a tomb. God saw Jesus' sacrifice for sins and accepted it. He demonstrated this by raising Him from the dead on the third day. So if we recognize Jesus as Lord [God] and that He died for our sins, repent of our sins and ask for His salvation then we are accepted back into God's family and He gives us His Holy Spirit to live in us.



HE ASCENDED

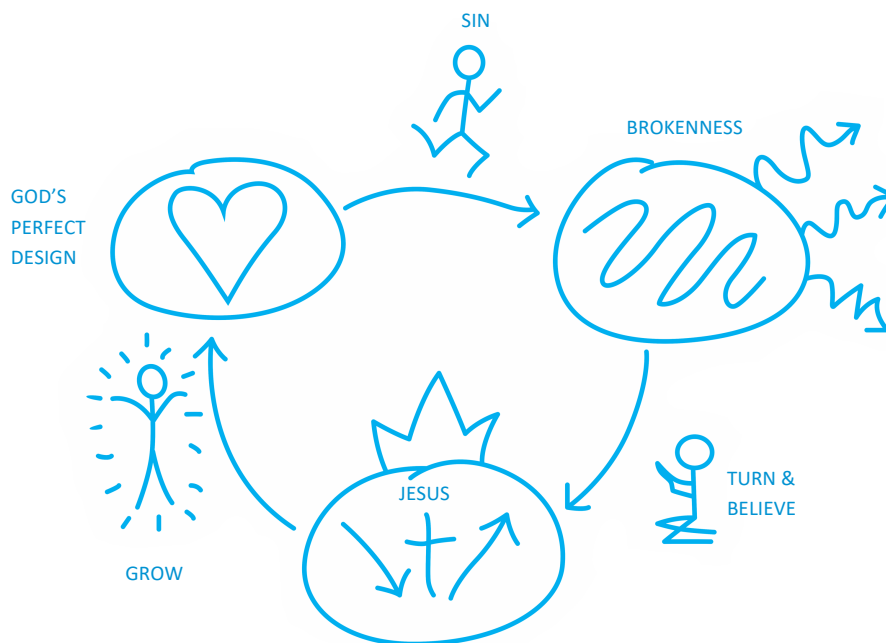
Jesus stayed on earth for forty days after being raised from the dead. He taught His followers that through the power of the Holy Spirit they were to bring people from all over the world to be His followers as well, joining the family of God. Then He was taken up into heaven while His followers watched.



HE'S COMING
BACK

In the future He will return to punish His enemies, all those who do not follow Him, and to reign with His family forever.

THE 3 CIRCLES METHOD



HERE'S WHAT TO SAY WHEN DRAWING OUT THE 3 CIRCLES:

So we live in this world, and it is characterized by brokenness. We don't have to look very hard to see that there are things like disease, disasters, war, broken families ... there's a lot of pain in this world. But this is not God's original design. God has a perfect design for our lives. The way that we have gotten ourselves into brokenness is through something the Bible calls sin. Sin is turning away from God's design and pursuing our own way, and that leads us to brokenness. Brokenness eventually leads us to death, and that death will separate us from God forever. But God doesn't want us to stay in brokenness.

So He's made a way out, and that way is Jesus. Jesus comes, and He enters into our brokenness, and the death that we deserve for pursuing brokenness, Jesus takes on Himself and dies on a cross, and His body is broken for us. Three days after He died, He rose from the dead and made a way out of brokenness. People try many things to get out of brokenness. Things like religion, success, money, relationships, education, or drugs and alcohol, but none of these things can get us out of brokenness. The only way out is Jesus. If we turn from our sin and believe that Jesus died for us and rose from the dead, we can leave brokenness and grow in a relationship with God and pursue His perfect design for our lives. And more than that, we can go. We can be sent just like Jesus, back into brokenness, to help others come through Him to pursue God's design.

Now there are two types of people in the world: there are people that are pursuing God's design, and there are people that are still in brokenness. We have to ask ourselves, "Where are we?" So, where do you think you are? (Note: if they don't know, ask them "If you were to die and stand before God and he asked you: 'Why should I let you into Heaven?' What would you say?")

 CHECK OUT THE 3 CIRCLES VIDEO: vimeo.com/140957422



PRACTICE: Draw out the “Creation to Judgement” or “3 Circles” gospel method below as you share it with a partner:



PRACTICE: Draw out the “Creation to Judgement” or “3 Circles” gospel method below as you share it with a partner:


PERSONS OF PEACE

SEARCH THE SCRIPTURES - Read Luke 10:1-11 [You can also read Matthew 10:5-14]

Characteristics of the person of peace:

Luke 10:

- V. 5 - opens his door to you
- V. 6 - receives your blessing and shows interest
- V. 7 - opens his house to you/hospitable
- V. 7 - offers to sustain you in some way



FILTERS FOR THE PERSON OF PEACE

A person of peace will usually match at least one of these statements:

- ✓ Serves you
- ✓ Hosts you
- ✓ Attracted by your lifestyle
- ✓ Likes you
- ✓ Open to your message
- ✓ Mobilizes others

What the sent one does:

Luke 10:

- V. 1 - goes two by two
- V. 2 - prays for laborers
- V. 3 - goes with danger all around
- V. 4 - leaves behind bags
- V. 4 - does not waste time
- V. 5 - gives greeting
- V. 6 - if favorable response, gives blessing
- V. 7 - fellowships with them
- V. 9 - asks God for healing where needed
- V. 9 - ministers to them
- V. 9 - proclaims the words of the Kingdom
- V. 10 - if no response, announces protest, then leaves

SUMMARY

- ✓ Pray for laborers; go where God sends you.
- ✓ Enter a place or area proclaiming the Kingdom. Do not waste time; inquire with discernment.
- ✓ Visit the person of peace candidate and engage them and their family if possible.
- ✓ Give greetings and ask spiritual interest questions.
- ✓ If there is a favorable response, give blessing and ask evangelistic questions.
- ✓ Spend time with the candidate and their family; fellowship with them and discern.
- ✓ Minister to them by sharing your testimony, the gospel and other Bible passages, etc...
- ✓ Always be bold and truthful.
- ✓ If there is no response, announce protest and then leave.



LOOK FOR PERSONS OF PEACE: Persons of peace are interested in spiritual things and open their home to you. They are willing to invite their friends and family to study the Bible and/or will let you use their home for a Group gathering.



LOOK FOR GROUPS OF PEACE: Find groups that are already in existence and form them into Groups. For example: sports groups, a men's or women's group, religious groups, etc...



PRACTICE: Look at your relational network list. Are there any persons of peace on it?

PRAYER WALKING



Prayer walking is best done in groups of two or three but can be done alone as well. In groups you have the added benefit of hearing how God speaks to others and it can deepen and broaden your own prayer life and ability to discern God's ways. If you are in a group you should pray aloud so others can agree with you in prayer. If you are by yourself you can pray silently except when praying for others in their presence.

There are four main ways to determine what to pray for when prayer walking:

1. **Observation:** Seeing a tricycle in a yard for example might prompt you to pray for children, for families, for schools, for transportation, etc. The idea is to let physical cues prompt us to see beyond to issues that are on God's heart.
2. **Research:** You might discover that there are specific pockets of crime, injustice or need in an area you are prayer walking. These issues can then direct your prayers.
3. **Revelation:** You may get a nudge or a picture from the Holy Spirit that guides you into a particular area of prayer.
4. **Scripture:** You may select a passage of Scripture ahead of time and allow the themes of that passage to suggest themes for prayer.

Pay particular attention to the following types of places that are "pressure points":

Government centers such as courthouses

Commercial centers such as shopping areas

Educational centers such as schools

Communication centers such as radio stations or other media

Spiritual centers such as Group buildings, mosques or temples

Look for opportunities and listen for promptings to pray for individuals or Groups whom you encounter on your prayer walk. You can say, "I/we are praying for this community, is there anything in particular we can pray for you about?" Or you might say, "I/we are praying for this community. Do you know of anything in particular we should pray for?" After listening to their response you can ask about their own needs. After they share, pray for them right away. If the Lord leads, you may pray about other needs as well. You can use the following acrostic [BLESS] to guide you in doing so:

Body [health]

Labor [job and finances]

Emotional [morale]

Social [relationships]

Spiritual

In most cases, people are grateful for your concern. If the person is a non-Christian this often opens the door to a spiritual conversation and sometimes to an opportunity to share one's testimony and the gospel or an opportunity to offer the person a chance to be part of a Bible study or even better, to host one in their home. If the person is a Christian then you should invite them to join your prayer walk or equip them in some other aspect of discipleship.



PRACTICE: Go prayer walking in groups of 2 or 3.

FIRST GROUP MEETING FORMAT LESSON



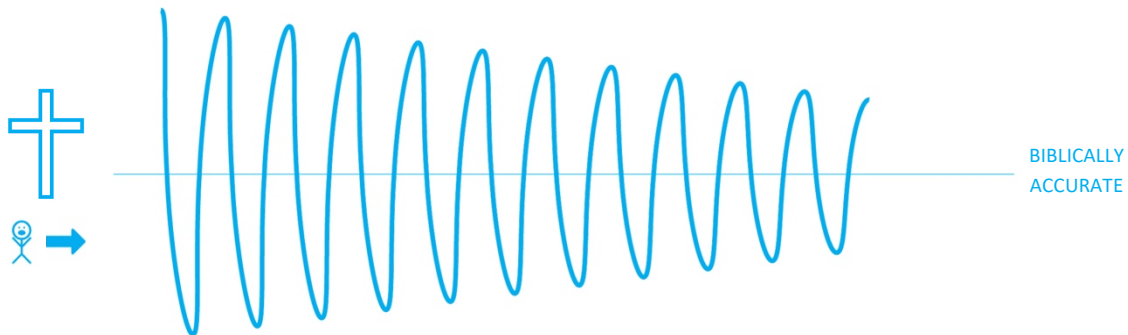
The 3-part format [3/3] your Group will use to meet is on the next page. Write your notes below:

ACCOUNTABILITY IS THE KEY [PART 1]

- ✓ If you want to see obedient disciples, keep them accountable to the things they learn.
- ✓ Using the three-thirds process [3/3] helps keep people accountable to sharing their faith, obeying what they learn each week, and passing it on to others.

HOW DO YOU KEEP THE GROUPS FROM TEACHING HERESY?

- ✓ Remember, Church buildings with pastors have problems with heresy too.
- ✓ Paul's churches had problems with heresy also. That's why he wrote books like 1st and 2nd Corinthians and Galatians. Heresy is unavoidable, however, we must confront it when it comes.
- ✓ As your Groups gather together at the city level, you can also have an elder with a teaching gift address any problems with heresy.
- ✓ Believers don't know everything they need to know at once. They will have bad theology at first, but it should straighten out over time by using the methods you are learning.



MODIFYING THE 3/3 FORMAT

- ✓ You can modify the questions asked, depending on if you are working with Christians or non-Christians. Just make sure you try to follow the 3/3 process.
- ✓ A format following the 3/3 process for non-Christians is located in the appendix.



PRACTICE: Do Start Track Lesson #3 [Mark 5:1-20] with your practice group.

GROUP MEETING FORMAT



We suggest disciples use the three-part process [3/3] below when they meet.

← LOOK BACK

♥♥ **Care and Worship.** Share a meal together. How has everyone's personal relationship with God been? If anyone is struggling, pray for him/her, and stay after to care for that person. Spend some time worshipping God through singing and prayer, using any spiritual gifts God has given your Group.

✓ **Check-up** [Never skip]

- ✓ *How have you **obeyed** what you have learned?*
- ✓ *Who have you **trained** in what you have learned?*
- ✓ *With whom have you **shared** your story or God's story?*

As a result of how you have obeyed, what are your next steps to help others become disciples?

👁️ **Vision** [Never skip] Remind the Group what their vision is every week: to multiply disciples and Groups. Share a story from the Bible, a personal story, or song to encourage one another to share Jesus with others, start new Groups, and help others do the same. Or use one of the following Bible passages to get started: Matthew 28:18-20, Luke 10:1-11, Acts 1:8, Luke 19:1-10.

↑ LOOK UP

🙏 **Pray.** Talk with God simply and briefly. Ask God to teach you this week's passage.

📖 **Read and Discuss. Read this week's passage.**

- 👉 *What did you **like** about this passage?*
- 🗨️ *What did you find **challenging** about this passage?*

📖 **Read this week's passage again.**

- 👤↑ *What does this passage teach about **God**?*
- 👤← *What does this passage teach about **people**?*

→ LOOK FORWARD

🙏 + 🗣️ → 👤 **Pray, listen, & make commitments** [Never skip] Have everyone in the Group pray for God to show them how to answer the questions below. If God tells you to do something, make a commitment and write it down. Share it with the Group after your prayer time.

- ✓ *How will you **obey** this passage?*
- ✓ *Who will you **train** with this passage?*
- ✓ *With whom will you **share** your story or God's story?*

👤=👤 **Practice** [Never skip] In groups of two or three, practice what you have committed to do in the questions above. For example, role-play a difficult conversation or facing a temptation; practice teaching today's passage, or practice sharing the Gospel. After you are done, **pray** with your partner and ask God to prepare the hearts of the people who will be hearing about Jesus this week. Ask Him to give you the strength to be obedient to your commitments.

GROUP MEETING PRINCIPLES



SMALL

Keep Groups small. Start Groups around circles of relationships, people who already know each other. Meet where these people already gather, for example in a home, café or under a tree. With a larger Group, divide into sub-Groups of 3, 4 or 5 people if you are short on time.

EVERYONE LEARNS TO GROW ON THEIR OWN

In the Group, everyone learns to grow by doing the following on their own:

1. Tell others about Jesus
2. Learn from the Bible
3. Talk with God and listen to Him
4. Help and encourage other believers
5. Boldly face persecution and hard times

CONSIDER EVERYONE A POTENTIAL DISCIPLEMAKER

View everyone as a potential disciplemaker, both before and after they trust Jesus. Leaders are usually unpaid and without formal schooling.

OBEDY & TRAIN

The Groups are obedience-based, not just knowledge-focused. Follow Jesus by learning and obeying the Bible through the guidance of the Holy Spirit. Make practical and specific commitments each meeting and review them the next time you meet. Become fishers of men by training others how to learn and obey as well. This creates an environment in which loving Jesus means obeying Jesus.

NEW GROUPS THROUGH MENTORING & MULTIPLICATION

Focus on starting new Groups rather than big Groups. Meet with new leaders as they start new Groups. Train them to do the same for others. Keep everyone connected for ongoing training and accountability. Use MAWL [Model, Assist, Watch and Leave] to help others start Groups.

DISCUSS & DISCOVER

Focus on the Bible. Trust the Holy Spirit to help each person discover the meaning of Scripture. Lead through asking questions rather than preaching. Try to make sure everyone participates.

START TRACK: THE FOUNDATIONAL LESSONS



Think of each lesson as a foundational lesson that all believers need to know, obey/do and pass on to others. If it takes you more than one week to master the lesson, that is fine. The Start Track is to be done with new believers, as well as people who are already Christians but have not been in this type of Group before. The practice/application portion is guided and pre-set for these lessons. Individualized applications and practice is begun in subsequent meetings. Also, if a new believer can't form a Group around their relational network, you can use the Start Track as a one-on-one discipleship lesson. Over time, hopefully this will turn into their own Group.

[1] **WHY? WHO? HOW?** (You can do this first lesson in about 2 hours or break it up into multiple meetings)

- ✓ **WHY has God saved us?** God saved us through His grace and mercy (Ephesians 2:4-6). He saved us because of His love for us (John 3:16-18), for His glory (Ephesians 1:11-14) and His desire for us to GO and spread His glory around the world (2 Corinthians 5:17-21, Habakkuk 2:14). Look at “The 4 Commands” and “The 4 Calls”
- ✓ **WHO do we share this good news with?** Your relational network. Make a map or list of your friends, family, relatives, co-workers, neighbors and anyone else that you know and have a relationship with. Mark people as “Christians” or “Non-Christians/far from God”
- ✓ **HOW do we share this good news?** Share your story as a bridge to sharing God’s story.

[2] **THE HOLY SPIRIT**



LOOK UP: John 14:15-18; Titus 3:4-7



PRACTICE: As children of God, we need to listen to what He is telling us. That requires hearing from Him. God speaks to people in many different ways, such as dreams/visions, peace in your heart, through the Bible, prayer, fasting, other believers, Jesus, and even creation. Discuss with your disciples how God speaks in the following passages: Hebrews 1:1-2; 2 Timothy 3:16; Romans 1:20; Acts 16:6-7; Acts 11:28; Romans 9:1; John 14:26.

PRAY. Ask God to show you whom He wants you to tell your story and His story to this week.

[3] **TELL YOUR STORY**



LOOK UP: Mark 5:1-20. Pay particular attention to verses 18-20.



PRACTICE: Tell your story - You will need to prepare your story and be prepared to share it with others. Here is how you can tell your story in three parts:



Talk about your life before following Jesus - Describe your feelings [pain, loneliness], questions [what happens after death?], or struggles you had before following Jesus.



Talk about how you became a follower of Jesus - Tell them about Jesus! The essential story of Jesus is: We have all offended God with our sins. We will die because of our sins. But we are saved from death when we put our faith in Jesus, who died for our sins, was buried, and raised from the dead.



Talk about your life after following Jesus - Tell them about how Jesus changed your life. Tell of the joy, peace, and forgiveness Jesus gave.

? **Invite a response** - Your story should ask for a response. End with a question that will help you discover the person's level of spiritual interest. Ask something like: "Would you like to know how you can be forgiven?" or "Would you like God to change your life?"

Keep it brief [3 minutes or less] - Your story should be short and interesting. Do not be boring and do not talk so long that the listener loses interest.

Practice telling your story with someone in your Group.

PRAY. Ask God to show you whom He wants you to tell your story and His story to this week.

[4] TELL GOD'S STORY



LOOK UP: 1 Corinthians 15:1-8, Romans 3:23, Romans 6:23



PRACTICE: Have everyone in your Group practice telling Jesus' story using the Creation to Judgement story, 3 Circles, or use another simple method.

PRAY. Ask God to show you whom He wants you to tell your story and His story to this week.

[5] FOLLOW & FISH



LOOK UP: Mark 1:16-20



PRACTICE: Make a map - Get a blank piece of paper and map the names of up to 100 people that you know [family, friends, neighbors, coworkers, etc...]. If the person is not a Christian, share your story and God's story with them. If the person is a Christian, think about how you can invite them to participate in a Group like you are doing now, or slowly introduce them to some of the discipleship tools you are learning (Or, write a list 100 if you choose the list).

PRAY. Ask God to show you whom He wants you to tell your story and His story to this week.

[6] BAPTISM



LOOK UP: Romans 6:3-4; Acts 8:26-40



PRACTICE: Find nearby water [bathtub, pool, river, lake] and baptize all new believers. Continue to immediately baptize people as they become believers. To learn more about baptism, see Acts 2:37-41, 8:5-13, 8:36-38, 9:10-19, 10:47-48, 16:13-15, 16:27-34, 18:5-9, 19:1-5, 22:14-17 and 1 Corinthians 1:10-17.

PRAY. Ask God to show you whom He wants you to tell your story and His story to this week.

[7] YOUR NEW IDENTITY IN CHRIST



LOOK UP: Ephesians 1:3-14 (We are adopted into God's family) and Romans 6:6-14 (We are set free from sin). You can use two weeks to go through lesson 7 if desired.



PRACTICE: Write out in a list the characteristics of your new identity in Christ: 2 Corinthians 5:17, 1 John 3:14, Romans 8:1, Philippians 3:20, Colossians 3:1-17. Circle the ones you need to work on getting better at and pray for God to help you change anything in your life that is not pleasing to him.

PRAY. Ask God to show you whom He wants you to tell your story and His story to this week.

[8] THE BIBLE



LOOK UP: 2 Timothy 3:14-17



PRACTICE: Memorize the process your Group uses in the 3/3 meeting format. Also, encourage everyone to have a personal quiet time where they read the Bible and pray each day. Use the SOAPS tool located in your appendix if you need a Bible reading/study method, or start an accountability group with 2-3 people.

PRAY. Ask God to show you whom He wants you to tell your story and His story to this week.

[9] TALK WITH GOD



LOOK UP: Matthew 6:9-13



PRACTICE: Use your hand to learn how to talk with God. As a Group pray through Jesus' prayer in Matthew 6:9-13 using your hand as a guide. Encourage everyone to pray each day.

1. **Palm = Relationship.** As the palm is the foundation for our fingers and thumb, time alone with God is the foundation for our personal relationship with Him. *"Our Father in heaven..." [Matthew 6:9]*
2. **Thumb = Worship.** Our thumb reminds us that we must worship God before we ask for anything. *"...may your name be holy." [Matthew 6:9]*
3. **First Finger = Surrender.** Next we surrender our lives, plans, family, finances, work, everything. *"May your kingdom come, your will be done..." [Matthew 6:10]*
4. **Middle Finger = Ask.** Then we ask God to meet our needs. *"Give us this day our daily bread." [Matthew 6:11]*
5. **Fourth Finger = Forgive.** Now we ask God to forgive our sins, and we must forgive others. *"Forgive us as we forgive others." [Matthew 6:12]*
6. **Little Finger = Protect.** Then we ask for protection. *"Let us not yield to temptation, but deliver us from the evil one." [Matthew 6:13]*
7. **Thumb [Again] = Worship.** And we end just as we began – we worship Almighty God. *"Yours is the kingdom and the power and the glory forever. Amen." [Matthew 6:13].*

PRAY. Ask God to show you whom He wants you to tell your story and His story to this week.

[10] HARD TIMES



LOOK UP: Acts 5:17-42; Matthew 5:43-44



PRACTICE: Share with the Group about a difficulty you have faced because of your new faith; consider difficulties you may face; role-play how you will respond – with boldness and love – as Jesus teaches. Pray as needs come up. Pray for each person after they share.

PRAY. Ask God to show you whom He wants you to tell your story and His story to this week.

[11] BECOMING HEALTHY DISCIPLES AND EKKLESIAS












LOOK UP: Acts 2:36-47, 1 Corinthians 11:23-34



PRACTICE: Discuss what your Group needs to do to become like the meetings described in the passages. As a Group, on a blank piece of paper, draw a dotted line circle representing your own Group. Above it, list 3 numbers: the number regularly attending [stick figure], the number believing in Jesus [cross] and

the number baptized after believing [water]. If your Group has committed to gather together regularly, make the dotted line circle solid. If you regularly practice each of the following things below, then draw a picture of it inside your circle. If you do not do it, or you wait for an outsider to come do it for you, then draw it outside the circle. You can also give a name to your Group (Ekklesia).

1. Commitment to gather together- solid line instead of dotted line.
2. Baptism 
3. Bible 
4. Commemorate Jesus with bread and wine/juice 
5. Fellowship 
6. Giving and ministry 
7. Prayer 
8. Praise 
9. Telling people about Jesus 
10. Leaders 



What is your Group missing that would help make it a healthy Ekklesia?

What other things might your Group include in this passage to make it healthy? (For example: signs and wonders, repentance, big gatherings, small gatherings, eating together, glad and sincere hearts, etc...)

PRAY. Ask God to show you whom He wants you to tell your story and His story to this week.

WHERE NEXT? Go through the **Next Steps Series**.

NEXT STEPS: THE CORE DISCIPLESHIP TOOLS/PRINCIPLES












Think of each lesson as a foundational lesson that all believers need to know, obey/do and pass on to others. If it takes you more than one week to master the lesson, that is fine. Do not move to the next lesson unless the majority of the people are trying to obey! The Start Track is to be done with new believers, as well as people who are already Christians but have not done this type of discipleship before. Also, if a new believer can't form a Group around their relational network, you can use the Start Track as a one-on-one discipleship. Plug each verse into the Look Up portion of the 3/3 meeting format each week.

LOVE GOD

1. **Listening to God and hearing from Him:** John 8:42-47 and 16:12-15 [PRINCIPLE: Listen to God]
2. **Trust God and grow in your faith:** [PRINCIPLE: Dual accountability]
 - a. Matthew 14:22-33 (1st meeting)
 - b. Hebrews 11:1-40 (2nd meeting)
3. **Respond in obedience:** Luke 6:46-49; 1 John 2:3-6 [PRINCIPLE: Measure of maturity]
4. **Self-feeding:** This group of practices helps to strengthen our faith, maintaining a vital, abiding connection with God and being directed by the Holy Spirit.
 - a. **Read the Word of God daily:** Psalm 119:9-16 (1st meeting) [TOOL: S.O.A.P.S.]
 - b. **Prayer:** Philippians 4:6-7; Ephesians 6:18 (2nd meeting) [TOOL: Prayer cycle]
 - c. **Resist the enemy:** Matthew 4:1-10; 1 Peter 5:6-11 (3rd meeting) [TOOL: Accountability group]
 - d. **Prepare for persecution:** 2 Timothy 3:12-13 (4th meeting) [PRINCIPLE: Price to pay]
5. **Be accountable with 1-2 other people:** Galatians 6:1-6; Ecclesiastes 4:9-12 [TOOL: Accountability group]

LOVE OTHERS

6. **Disciple someone and stay connected with the person discipling you:** 2 Timothy 2:1-2; Philippians 3:17 [PRINCIPLE: Duckling discipleship; Invest in the few]
7. **Practice the "one-anothers":** John 13:34; Ephesians 4:32; Colossians 3.13, Romans 12.10, Romans 13.8, 1 Thessalonians 5.11 [PRINCIPLE: Body life]
8. **Gather together:** This list of practices ensures that we have a vital, abiding connection with each other in our primary spiritual family [TOOL: Healthy Group circle]
 - a. **Commitment to gather together:** Hebrews 10:19-25 (*solid line instead of dotted line*)
 - b. **Baptizing new believers:** Acts 16:22-34 
 - c. **Read and know the Bible:** Psalm 119:105-112 
 - d. **Celebrate Communion:** Matthew 26:20-30 
 - e. **Fellowship:** Philippians 2:1-11; 1 John 1:1-7 
 - f. **Giving and ministry:** Acts 4.32-37, 2 Corinthians 9:6-11 
 - g. **Praying together:** Acts 12:1-17 
 - h. **Praise and worship:** Psalm 100.1-6, Ephesians 5.15-20 
 - i. **Telling people about Jesus:** Romans 10:8-15; Acts 8:1-8 
 - j. **Caring leaders:** Hebrews 13:7-9, 17 
 - k. **Read Acts 2:36-47 and draw out the healthy Group circle again.** Is your Group (Ekklesia) still missing anything? What other things might your Group include in this passage to make it healthy? (For example: signs and wonders, repentance, big gatherings, small gatherings, eating together, glad and sincere hearts, etc...)

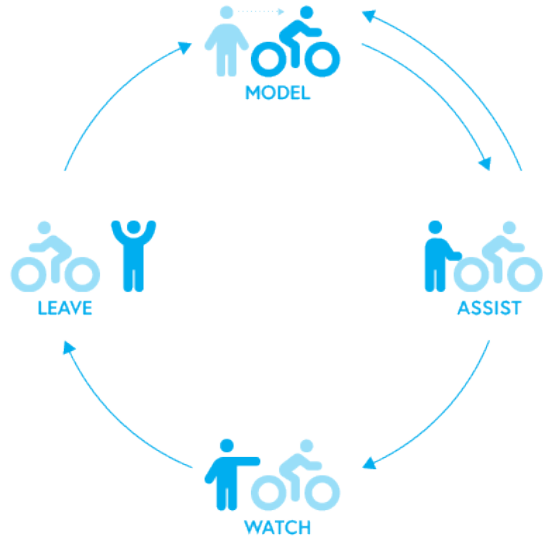


MAKE DISCIPLES

9. **Look for where the Kingdom of God isn't:** Romans 15:17-22 [PRINCIPLE: Eyes to see]
10. **Go prayer walking and look for persons of peace:** Luke 10:1-12 [PRINCIPLE: Person of peace] [TOOL: Prayer walking]
11. **Why? Because of His love for us, for His glory, and His desire for us to GO and spread His glory around the world:** 2 Corinthians 5:11-21 [TOOL: The 4 Commands and the 4 Calls]
12. **Who? Your relational network:** Matthew 9:9-13 [TOOL: Map/List of 20 or 100]
13. **How? Tell your story:** Mark 5:1-20 [TOOL: Your story]
14. **How? Tell God's story:** Acts 2:1-41 [TOOL: God's story]
15. **A disciple is one who hears from God, obeys, and shares what he is learning with others.** We can make this kind of disciple using the 3/3 format: Ezra 7:10; Matthew 28:16-20 [PRINCIPLE: Hear, obey, share] [TOOL: 3/3 meeting format]
16. **Be a part of 2 Groups:** Acts 13:1-3 and 14:21-28 [PRINCIPLE: Part of 2 Groups at a time]
17. **MAWL with your disciple(s):** 1 Corinthians 4:14-21 and 11:1-2 [PRINCIPLE: Model, assist, watch, and leave]

THE TRAINING CYCLE - MAWL

- ✓ **Model** - Show them how to do it [2-3 times]
- ✓ **Assist** - Help them as they do it [2-3 times]
- ✓ **Watch** - Watch them as they do it [2-3 years or more]
- ✓ **Leave** - Entrust them with the work



MAWL

1st Generation	M	A	W	L			
2nd Generation		M	A	W	L		
3rd Generation			M	A	W	L	
4th Generation				M	A	W	L

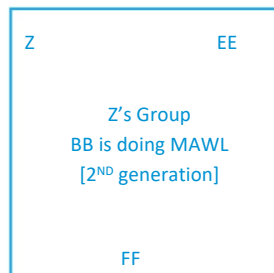
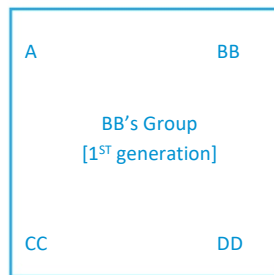
PART OF TWO GROUPS AT A TIME:

- ✓ You will have your Group as your primary spiritual family (ekkleisia).
 - 6-12 adults in a Group.
 - Try not to bring new Christians into your Group. Instead, help them to start their own Group from their relational network. Model how to do that for them and then assist them in doing it.
- ✓ You will always be trying to help others start a new Group to be their primary spiritual family.
 - This is what we call “the model and assist”. Therefore, you will sometimes be in two or more Groups at the same time while you model and assist for the new Groups.
 - DO NOT START TOO MANY GROUPS AT ONE TIME, OTHERWISE YOU CAN’T PROPERLY MODEL AND ASSIST FOR THEM AS THEY START THEIR OWN GROUP.

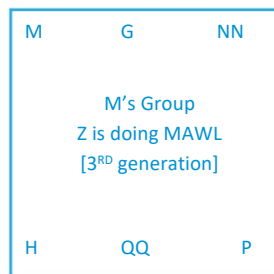
REPRODUCTION OF GROUPS IF EVERY GROUP STARTS A NEW GROUP EVERY YEAR:

Year 1 = 1	Year 11 = 1,024	Year 21 = 1,048,576
Year 2 = 2	Year 12 = 2,048	Year 22 = 2,097,152
Year 3 = 4	Year 13 = 4,096	Year 23 = 4,194,304
Year 4 = 8	Year 14 = 8,192	Year 24 = 8,388,608
Year 5 = 16	Year 15 = 16,384	Year 25 = 16,777,216
Year 6 = 32	Year 16 = 32,768	Year 26 = 33,554,432
Year 7 = 64	Year 17 = 65,536	Year 27 = 67,108,864
Year 8 = 128	Year 18 = 131,072	Year 28 = 134,217,728
Year 9 = 256	Year 19 = 262,144	Year 29 = 268,435,456
Year 10 = 512	Year 20 = 524,288	Year 30 = 536,870,912

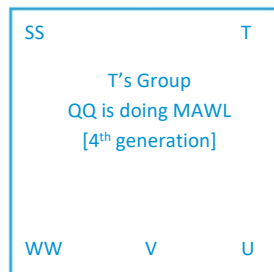
MAWL & GROUP MULTIPLICATION SCENARIOS



The BB's lead Z to Christ and Z is a person of peace. After learning the "WHY? WHO? HOW?" initial discipleship lesson, Z is able to gather some friends and family together to start a new Group. The BB's are still part of their original Group, but they are also modeling for and assisting Z as he starts his new Group. After this, the BB's enter the watch phase of discipleship with Z to make sure Z is doing what he is supposed to do.



Z's friend M is already a Christian. M asked Z if he could join his Group. Z said, "My Group is already full, but let me help you start a Group of your own with your friends and family". So Z modeled for M how to do a Group and then assisted him. Z is not part of this Group. Z is only part of this Group during the model and assist phase [about 2 months]



QQ is doing MAWL with T and her Group. This is the 4TH generation from the original Group [BB's Group]. If you reach this point, you can be confident the DNA of multiplication is set in your Groups.

- ✓ All Group leaders will be getting together for ongoing leadership development and training at times throughout the year.
- ✓ Groups meet every week. This is where life-on-life discipleship occurs. Groups in a city or region can also get together for a celebration service or an outreach event, once a month, once a quarter or for a special holiday. A city gathering could be 5-12 Groups meeting together.

HOW DO YOU START A LAUNCH GROUP?



Use a **Launch Group** to start a discipleship making movement from within your existing Group or organization!

PRE-MEETING

Cast vision to existing Christians in your Group on how they can become a part of a discipleship movement that sweeps across their city and nation! Then gather them together in Launch Groups to train them how to make disciples that make disciples using the schedule below.

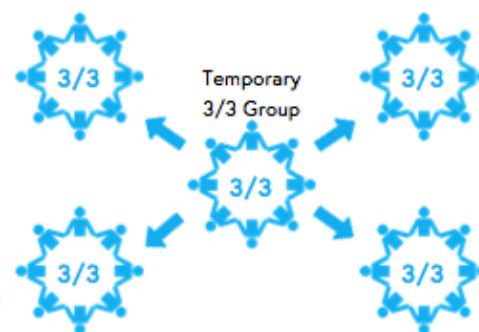
WEEK 1

Start with the initial lesson on [Why? Who? How?](#) You will need about 2 hours.

WEEK 2 [AND FOLLOWING WEEKS]

Use the [Start Track](#) and plug it into your [Group meeting format](#) that follows the 3/3 process. Start with lesson 1 on the second week, and then move on to the next lesson the following week if your Group is actually sharing their stories. If not, stay on lesson 1 for another week or two until everyone knows how to share their story and are actually sharing their story. There are 8 lessons you will go through in total using this format each week.

- ✓ LESSON 1: [WHY? WHO? HOW?](#)
- ✓ LESSON 2: [THE HOLY SPIRIT](#)
- ✓ LESSON 3: [TELL YOUR STORY](#)
- ✓ LESSON 4: [TELL GOD'S STORY](#)
- ✓ LESSON 5: [FOLLOW AND FISH](#)
- ✓ LESSON 6: [BAPTISM](#)
- ✓ LESSON 7: [YOUR NEW IDENTITY IN CHRIST](#)
- ✓ LESSON 8: [THE BIBLE](#)
- ✓ LESSON 9: [TALK WITH GOD](#)
- ✓ LESSON 10: [HARD TIMES](#)
- ✓ LESSON 11: [BECOMING HEALTHY DISCIPLES](#)



WHAT SHOULD YOU DO WITH NEW BELIEVERS?

If someone accepts the gospel, the trainee should teach the new believer the Start Track. If there isn't time, set up a time to meet together later. [Don't bring the new believer back to the Launch Group.](#) This would kill obedience-based discipleship and the making of new leaders, because the new Christian would start to depend on the "trained" Group leader. Instead, help the new believer form a Group around their relational network if possible. If you are not successful at starting a new Group around a new believer, then teach the new believer the Start Track lessons [one- on-one] and put them into an existing Group.

MULTIPLICATION AND DISCIPLESHIP PRINCIPLES

WHAT PRINCIPLES CAN LEAD TO FASTER MULTIPLICATION OF DISCIPLES?

PRINCIPLE #1 - Everyone is Equipped


- ✓ Every disciple a disciplemaker, every home a training center, every Group a missions organization.

PRINCIPLE #2 - Dual accountability

- ✓ Hear from God and obey what He reveals to you.
- ✓ Share it with others and keep each other accountable.



Duckling discipleship: Jesus is the mother duck. We are all following behind Him. You don't have to be a mature duck to lead the others behind you... you just need to be one step ahead.



PRINCIPLE #3 - Every disciple is to be self-feeding in:

- ✓ The Word [Bible]
- ✓ Prayer
- ✓ Body life [getting together with other believers]
- ✓ Persecution & suffering

PRINCIPLE #4 - Eyes to see where the Kingdom isn't

- ✓ Where around you is the Kingdom of God missing? How will you start work in these new areas? We always need to be looking for places the Kingdom is not in.
- ✓ Jesus loves the least, the last and the lost. Intentionally look for these people.

INVEST IN A FEW

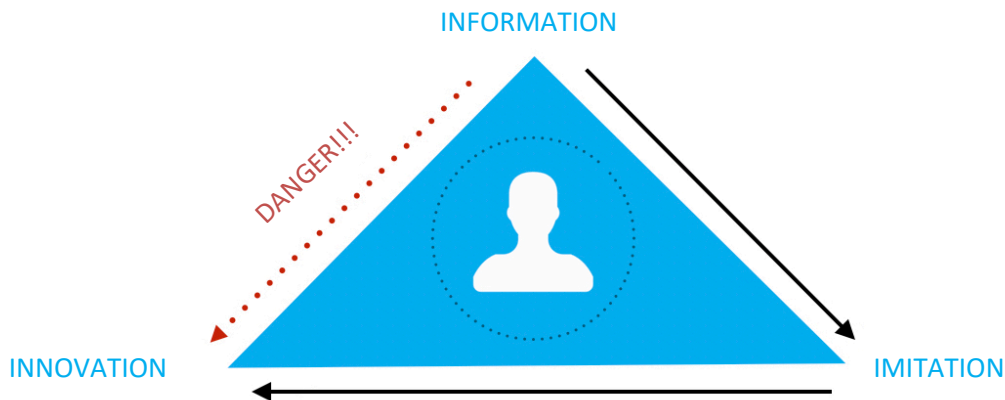
- ✓ Who do you spend time with? Those who are applying and passing on what you teach them!
- ✓ Train anyone who is willing to be trained, but follow up with the fruitful.
- ✓ Pour deeply into a few who will pour deeply into a few.


PRICE TO PAY

- ✓ If you live out these discipleship principles, you will be persecuted or suffer spiritual attacks.
 - 2 Timothy 3:11-12 & Romans 8:17
- ✓ God can redeem those attacks though and work them out for good.
 - Romans 8:28

SHARING THESE PRINCIPLES

- ✓ After you have been able to do the things you have just learned about, who do you share them with?
 - It is best to share them with new believers or younger people. The older a person is or the longer they have been a Christian, the less likely they are open to a new way of discipleship. The same is true of organizations and Groups. The larger they are or the longer they have been around, the less open to change they will be.
 - The parable of the old and new patch and wine skins [Luke 5: 36-39]
- ✓ Always put into practice what you have been taught and do it yourself before telling other people to do it. Also, do not change what you have been taught too much, otherwise it will not work!



 In order for people to implement the training, **Dissatisfaction with the status quo + Knowledge of a better way + knowledge of how to take the first steps > Inertia**

FINAL THOUGHTS

- ✓ We want to work toward Groups that reproduce. If you start a Group that doesn't reproduce, don't worry! Just try again. It is still a light in the darkness!
- ✓ The principles you are learning are non-sequential. Resist the western tendency to put them all in order. Different people and places will require you to start with different tools and principles.
- ✓ A famous athlete once said: "You will miss 100% of the shots that you never take!"
 - So get your hands dirty! Don't be afraid to make a mistake.

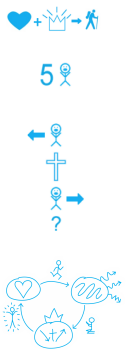
DISCIPLESHIP TOOLS SUMMARY

WHEN & HOW TO USE THESE DISCIPLESHIP TOOLS

The **3/3 MEETING FORMAT** can be used with non-Christians [Discover Series, Hope Series, or Signs of John Series] or with fellow disciples [Discover Series, Start Track, Strengthen Series] as a way to encourage their progress in their spiritual journey. Have one Group that is your continuing primary spiritual community. It can meet in your home or wherever you want to meet. At all times try to also be modeling for or assisting someone else on a temporary basis to help initiate a new Group. This should be done where they choose to meet. New followers of Christ should be taken through the Start Track. The Start Track should also be used with existing Christians to begin to train them in disciple-making. Use the Next Steps Series after the Start Track to teach your disciples the rest of the important disciple-making principles and methods they need to know.



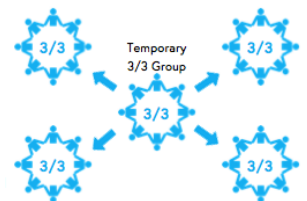
The **WHY? WHO? HOW?** Lesson is the foundational lesson for starting discipleship. It should be used for new believers when you lead them to faith to start them out on the right path to sharing their faith and discipling those they lead to faith. It should also be used with existing Christians to start them off on the path to sharing their faith and discipling others. The Why? Who? How? includes vision casting in the Why?, the **RELATIONAL NETWORK LIST/MAP** in the Who?, and the How? includes **YOUR STORY** and **GOD'S STORY**. The Start Track and its initial lessons should then be used after the Why? Who? How? method as believers are disciplined, either individually or in Groups following the 3/3 process, to teach them the foundational discipleship lessons.



PRAYER WALKING should be used on an as-needed basis. Get in the habit of prayer walking regularly yourself. Also consider prayer walking with fellow believers as a way to help them take their next faith step.



LAUNCH GROUPS can be used to train Christians in a Group building or in instances where you want to train large Groups of people for the course of a few months. Start the first week with the Why? Who? How? lesson and then in the following weeks go through the Start Track.



3 MONTH COMMITMENTS



PRACTICE: Enter names from your Relational Network Sheet in the spaces below:

I will share **MY STORY** [testimony] and **GOD'S STORY** [the gospel] with the following individuals:

I will invite the following people to begin a **3/3 Group** with me:

I will challenge the following people to begin their own **3/3 GROUPS** and equip them to do so:

I will invite the following people to participate in a **HOPE, SIGNS OF JOHN**, or **DISCOVER GROUP** for seekers:

I will invite the following people to participate in **PRAYER WALKING** with me:

I will use the **WHY? WHO? HOW?** lesson to equip the following people to share their story and God's story and make a list or map of people in their relational network:

I will start a **LAUNCH GROUP** in the following Groups or places:

I will **PRAYER WALK** once every _____

Other commitments:

BIGLIFE INFO:

WEBSITE: big.life

GIVING: If you would like to financially partner with Biglife to help us continue our mission of empowering believers around the world to reach and disciple their own people for Jesus Christ, you can donate through our website or make checks payable to “Biglife” and send them to:

Biglife
PO Box 110431
Naples, FL 34108

PRAYER: You can sign up for the Biglife prayer email on the Biglife website. Current prayer requests for each region of the world can also be found on the website.

TRAINING: You can contact Biglife about training you or others you know through our website or at training@big.life

RESOURCES:

TRAINING MANUALS AND RESOURCES: Additional training resources can be found on our website. These include training manuals [both English and other languages], more study series for your Group, the discipleship bookmarks, training review videos and songbooks. You can contact us if you are in need of other training materials or the Word Document for translating the manual into your language.

ONLINE TRAINING: Online training is available for Groups to go through. Live coaches are also available. The training site is: zumeproject.com. The Biglife discipleship training review videos can be found at: big.life/training/training-review-videos/

TRAINING FOR KIDS: We have discipleship training designed for making disciples of kids using similar methods found in the Biglife training. Interactive kids games and stories are a part of this training.

ONLINE GENERATIONAL MAPPING TOOL: An online tool has been developed that allows networks to track their Groups. You can save your gen maps online once you create an account. It can be found at: noplacelleft.tools

THE APPENDIX IS ON THE FOLLOWING PAGES

BAPTISM

Baptism is a "picture" of the Gospel symbolically joining us with the death, burial and resurrection of Jesus Christ. It is always joined with belief in Jesus Christ as one's Savior. Baptism on its own is not an act of salvation, but is "married" with belief as an act of confession to God to follow Jesus Christ as Lord [Romans 10:9-10]. Read the Book of Acts: What Happened?

- ✓ 2:37-41
- ✓ 9:17-19
- ✓ 18:8
- ✓ 22:14-16

FOUR QUESTIONS:

1. Who receives baptism? [Acts 2:38]
2. When do they receive baptism? [Calendar vs. Stopwatch]
3. Who baptizes? [Matt 28:19, John 4:2, Acts 8:35-38; 10:47-48]
4. How do we baptize? [Mark 1:9-10]

If you need to be baptized, who should baptize you and when? If you are already baptized, did you follow the biblical pattern/order of heard, believed, baptized? Do you need to address this?

In the Bible, baptism happens right after a person chooses to repent and follow Christ. Usually within hours of the person coming to faith in Jesus.

INSTRUCTIONS FOR BAPTISM

While standing in water of sufficient depth [3 feet is good], have the person being baptized hold your left hand with both of their hands. Place your right hand on their back. Ask them these two questions and let them respond in the affirmative:

"Have you received Jesus Christ as your Lord and Savior? Is it your intent to obey and serve Him as your King for the rest of your life?"

Then say the following:

"Based on your profession of faith in the Lord Jesus, I now baptize you in the name of the Father, Son, and Holy Spirit."

Have them bend at the knees and lean backwards as you lower them into the water with your left hand, moving their hands and yours up to their face, and support them with your right, moving it from their back to the back of their head. Fully submerge them into the water. Then lift them out of the water.

THE LORD'S SUPPER [COMMUNION]

1. Prepare the bread and grape juice and/or wine.
2. Have your Group spend some time in silent meditation, confessing their sins.
3. Read 1 Corinthians 11.23-24: "For I received from the Lord that which I also delivered to you, that the Lord Jesus on the night in which He was betrayed took bread; and when He had given thanks, He broke it and said, "This is My body, which is for you; do this in remembrance of Me."
4. Have the members of your Group eat the bread.
5. Continue reading 1 Corinthians 11.25: "In the same way He took the cup also after supper, saying, 'This cup is the new covenant in My blood; do this, as often as you drink it, in remembrance of Me.'"
6. Have the members of your Group drink the grape juice or wine.
7. Continue reading 1 Corinthians 11.26: "For as often as you eat this bread and drink the cup, you proclaim the Lord's death until He comes."
8. End the Lord's supper in prayer and/or singing.

S.O.A.P.S. BIBLE READING

As a follower of Jesus, we should be reading Scripture daily. A good guideline is to read through a minimum of 25-30 chapters in the Bible each week. Keeping a daily journal using the [S.O.A.P.S.](#) Bible Reading format will help you understand, obey and share even more. [S.O.A.P.S.](#) is:

- ✓ **SCRIPTURE:** Write out one or more verses that are particularly meaningful to you, today.
- ✓ **OBSERVATION:** Rewrite those verses or key points in your own words to better understand.
- ✓ **APPLICATION:** Think about what it means to obey these commands in your own life.
- ✓ **PRAYER:** Write out a prayer telling God what you've learned and how you plan to obey.
- ✓ **SHARING:** Ask God who He wants you to share with about what you've learned/applied.

Here's an example of [S.O.A.P.S.](#) at work: **S** – "For my thoughts are not your thoughts, nor are your ways My ways," declares the Lord. "For as the heavens are higher than the earth, so are My ways higher than your ways and My thoughts than your thoughts." [Isaiah 55:8-9] **O** – As a human, I'm limited in what I know and what I know how to do. God is not limited in any way. He sees and knows EVERYTHING. He can do ANYTHING. **A** – Since God knows everything and His ways are best, I'll have much more success in life if I follow Him instead of relying on my own way of doing things. **P** – Lord, I don't know how to live a good life that pleases You and helps others. My ways lead to mistakes. My thoughts lead to hurt. Please teach me Your ways and Your thoughts, instead. Let your Holy Spirit guide me as I follow You. **S** – I will share these verses and this application with my friend, Steve, who is going through a difficult time and needs direction for important decisions he's facing.

3/3 MEETING FORMAT FOR SEEKERS



This is a simplified version of a discipleship group for seekers (non-Christians) using the three-thirds [3/3] process. Always try to do the three-thirds with them, even if you need to modify it, so that way the right pattern is set for their spiritual growth. Remember, you want to be teaching people to listen, obey, and pass on to others what they are learning. Other elements like vision casting and practice should be added as soon as possible if you think the non-Christians in the group are ready for them.

NOTE: Try to get different people in your group to facilitate your time together using the format below so they don't become dependent on you leading every week. You can just copy and paste the questions below into a new document or write them out on a piece of paper and give them to the person you ask to lead the discussion. This will help you to develop leaders.

LOOK BACK



Care. Share a meal before or after your time together or a refreshment. Share a story from this week, or an answer to prayer. Ask how everyone's week went. If anyone is struggling, pray for him/her, and stay after to care for that person.



Check-up.

Ask a question like, "Last week you said that the passage spoke to you and you mentioned what you needed to do about it. Were you able to do what you said you should do?"

LOOK UP



Pray. Talk with God simply and briefly. Ask God to teach you this week's passage.



Read and Discuss. Read this week's passage.

 *What did you **like** about this passage?*

 *What did you find **challenging** about this passage?*



Read this week's passage again.

 *What does this passage teach about **God**?*

 *What does this passage teach about **people**?*

LOOK FORWARD



Obey & Share. Think about the following questions and how you can answer them based on the passages of the Bible that you just talked about in your group. If your group is comfortable praying, have each person pray about how to answer these questions first. Then share with the group if you have an answer to one or both of these questions.

*How did this passage speak to you personally? Is there anything you need to do about it?
Can you think of someone you need to share this with to help them get to know God better?*

STUDY TRACKS FOR SEEKERS



Use the following passages in the HOPE SERIES or the SIGNS OF JOHN SERIES for the “LOOK UP” portion of your 3/3 meeting format. Your Group may need more than one meeting for some of the passages. These series are specifically designed for people who do not have a relationship with Jesus yet.

HOPE SERIES [FOR SEEKERS]

1. Hope for the sinner: Luke 18:9-14
2. Hope for the poor: Luke 12:13-34
3. Hope for the runaway: Luke 15:11-32
4. Hope for the lost: Luke 19:1-10
5. Hope for the grieving: John 11:1-44
6. Hope for the seeker: John 3:1-21

SIGNS OF JOHN [FOR SEEKERS]

1. Turning of water into wine: John 2:1-12
2. Healing of the royal official's son: John 4:46-54
3. Healing of the paralytic: John 5:1-17
4. Feeding of the five thousand: John 6:1-14
5. Walking on water: John 6:15-25
6. Healing of the man born blind: John 9:1-41
7. Raising Lazarus from the dead: John 11:1-46
8. Jesus is the only way to the Father: John 14:1-11

DISCOVER SERIES



[FOR GROUPS THAT NEED BIBLE BACKGROUND & FAMILIARITY OR SEEKERS GROUPS]

Use the following passages for the “LOOK UP” portion of your Group or seekers group. You may need more than one meeting for some of the passages.

DISCOVER GOD - WHO GOD IS AND WHAT HE IS LIKE

1. Creation - Genesis 1
2. Creation of people - Genesis 2
3. Disobedience of people - Genesis 3
4. Noah and the flood - Genesis 6:5 to 8:14
5. God's promise with Noah - Genesis 8:15-9:17
6. God speaks to Abraham - Genesis 12:1-7; 15:1-6
7. God is holy [without sin] - Leviticus 19:2; Deuteronomy 32:3-4
8. God's commands to His people - Exodus 20:1-21
9. David becomes king of Abraham's descendants - 1 Samuel 16:1-13; 2 Samuel 7:1-28
10. King David and Bathsheba - 2 Samuel 11: 1-27
11. Nathan's story - 2 Samuel 12:1-25
12. David asks for forgiveness for the sin he committed - Psalm 51:1-17
13. God promises a Savior will come - Isaiah 53

DISCOVER JESUS - WHO JESUS IS AND WHY HE CAME

1. A Savior is born - Matthew 1:18-25
2. Jesus' baptism - Matthew 3:7-9, 13-15
3. A crazy man is healed - Mark 5:1-20
4. Jesus never loses His sheep - John 10:1-30
5. Jesus heals the blind - Luke 18:31-42
6. Jesus and Zacchaeus - Luke 19:1-9
7. Jesus and Matthew - Matthew 9:9-13
8. Jesus is sinless - Hebrews 4:14-16; 10:1-14
9. Jesus is the only way - John 14:1-15
10. The Holy Spirit is coming - John 16:5-15
11. The last dinner - Luke 22:14-20
12. Jesus' arrest and trial - Luke 22:47-53; 23:13-24
13. Jesus' execution - Luke 23:33-56
14. Jesus is alive - Luke 24:1-7, 36-47; Acts 1:1-11
15. Jesus will come back one day to judge the world - 1 Thessalonians 4:16-17; Matthew 25:31-4

DISCOVER THE CHRISTIAN LIFE - HOW ARE WE SUPPOSED TO LIVE AS CHRISTIANS?

1. We become Christians when we believe in Jesus and ask Him to forgive us for the sins we have committed - Acts 2:36-41
2. With assurance of salvation - 1 John 5:11-13; Ephesians 1:13-14
3. With assurance of forgiveness - 1 John 1:9
4. With the Holy Spirit living in us - John 14:15-18; Titus 3:4-7
5. With the Holy Spirit producing fruit in our lives - Galatians 5:22-23
6. In fellowship with other Christians - Hebrews 10:24-25
7. Spending time with God [prayer and reading His word] - Mark 1:35; Psalm 19:7-11
8. In victory over sin - 1 Peter 1:13-25; 2:1-3
9. Living in love - Matthew 22:36-40; 1 Corinthians 1:1-7
10. Making disciples and teaching them to obey Jesus' commands - Matthew 28:19-20
11. Giving generously - 1 Corinthians 16:1-2; 2 Corinthians 9:6-8
12. Using the spiritual gifts God has given us - Romans 12:1-8

STRENGTHEN SERIES



[FOR NEW BELIEVERS OR GROUPS THAT NEED A DISCIPLING FOCUS]

Learn to obey the 7 basic commands of Jesus. Keep sharing Jesus with people on your list.

1. Learn and do - John 14:15-21
2. Repent. Believe. Follow - Mark 1:14-17, Ephesians 2:1-10
3. Be baptized - Matthew 28:19, Acts 8:26-38
4. Love God. Love people - Luke 10:25-37
5. Talk with God - Matthew 6:9-13. Learn and practice Jesus' model prayer
6. Remember and commemorate Jesus - Luke 22:14-20, 1 Corinthians 11:23-32
7. Give - Acts 4:32-37
8. Pass it on - Matthew 28:18-20

Follow as I follow. Make disciples. Pass on to others what you have learned. Teach these people to pass it on to others also.

1. Find a disciple [Timothy was Paul's disciple] - 2 Timothy 1:1-14
2. Pass on what you have learned to others; and teach them to do the same - 2 Timothy 2:1-4, 14-16
3. Continue in what you have learned; watch out for false teachers - 2 Timothy 3:1-17
4. Endure and be prepared - 2 Timothy 4:1-8

Multiply your Group. Gather your disciples into new Groups.

1. Get started and make a plan; look for the Person of peace - Luke 10:1-11. Listen to Jesus' instructions as you start a new Group.
2. Gather together - Acts 2:36-47
3. Person of Peace [part 2] - Mark 5:1-20. Look for people willing to share their story about Jesus. Start a Group with that person and their friends & family.
4. Who is ready? - Matthew 13:1-9, 18-23

Go: local. Learn how to reach your local community.

1. Go: local - Acts 1:1-8
2. Help the poor. Share the good news - Luke 7:11-23
3. Go where God sends - Acts 10:9-48
4. Go with a plan - Acts 13:1-3, 32-33, 38-39; 14:21-23, 26-27

Go: global. Learn how to reach the ends of the earth.

1. Go: global - Acts 1:1-8, Matthew 28:19-20
2. Go where God sends - Acts 8:26-40
3. God loves every people Group - John 4:4-30, 39-41; Revelation 7:9-12
4. Go with a plan - Acts 13:1-3, 32-33, 38-39; 14:21-23, 26-27

Remember the basics. Remember what to do when you meet.

1. Jesus is first - Philippians 2:1-11
2. Talk with God - Matthew 6:5-15
3. Community - Hebrews 10:23-25
4. The Bible - 2 Timothy 3:10-17

Commit. Learn to stay strong and keep following Jesus.

1. Disobedience - Jonah 1
2. Commit - Jonah 2
3. Obey - Jonah 3
4. Obey all the way - Jonah 4

WHERE NEXT? Choose your own Bible passages & keep meeting. Use the same questions and meeting format.

WHY has God saved us?

God saved us through His grace and mercy (Ephesians 2:4-6). He saved us because of His love for us (John 3:16-18), for His glory (Ephesians 1:11-14) and His desire for us to GO and spread His glory around the world (2 Corinthians 5:17-21, Habakkuk 2:14).

THE 4 COMMANDS [Matthew 28:19-20]

1. Go
2. Make disciples
3. Baptize them
4. Teach them to obey



THE 4 CALLS

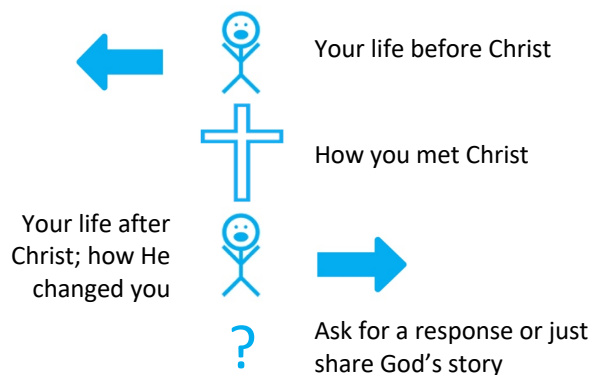
1. The Call from Above: Mark 16:15
2. The Call from Below: Luke 16:27-28
3. The Call from Inside: 1 Corinthians 9:16-17
4. The Call from Outside: Acts 16:9

WHO? Your Relational Network

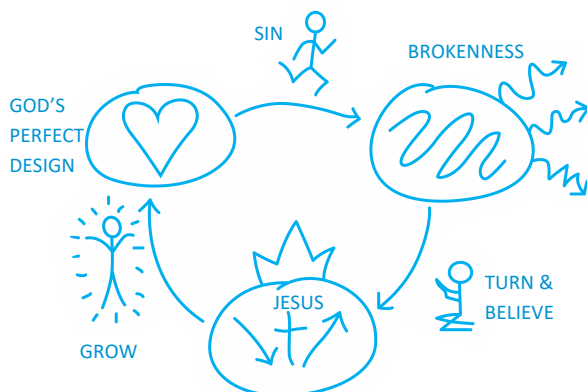
20 

Write down the names of 20 people you know that do not have a relationship with God. Pray for them and share your story and God's story with them.

HOW? Share Your Story



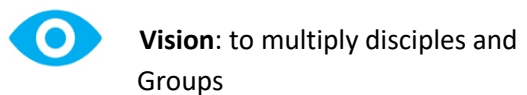
HOW? Share God's Story



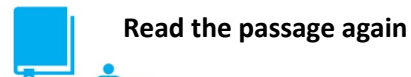
GROUP MEETING FORMAT [3/3]



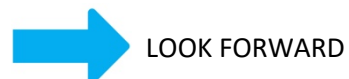
- ✓ How did you obey?
- ✓ Who did you train?
- ✓ Did you share your story or God's story with anyone?



- 👍 What did you like?
- 👎 What did you find challenging?



- 👤 ↑ What does it teach about God?
- 👤 ← What does it teach about people?

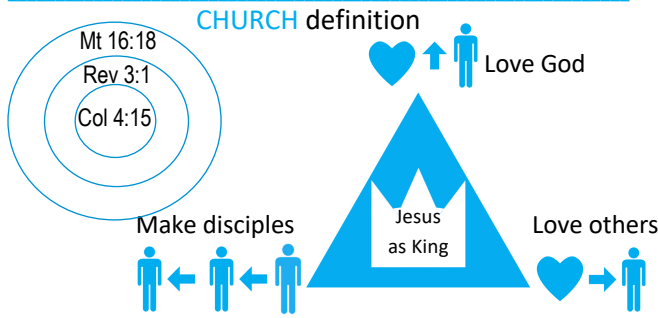


Pray and listen to God. How can you obey? Who can you train? Who can you share with? Share your commitment with the Group.



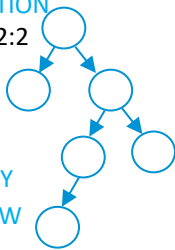
Practice: Role-play how you will obey or retell today's lesson. End with **prayer**.

A **DISCIPLE** hears, obeys, and shares Jesus' commands



MULTIPLICATION

2 Timothy 2:2



POUR DEEPLY INTO THE FEW

- Paul (1st Gen)
- Timothy (2nd Gen)
- Faithful people (3rd Gen)
- Others (4th Gen)

GOD'S VISION is for every person, people and place



Look for **PERSONS OF PEACE** (Luke 10:1-11)



PRAYER WALKING



B.L.E.S.S. Prayer



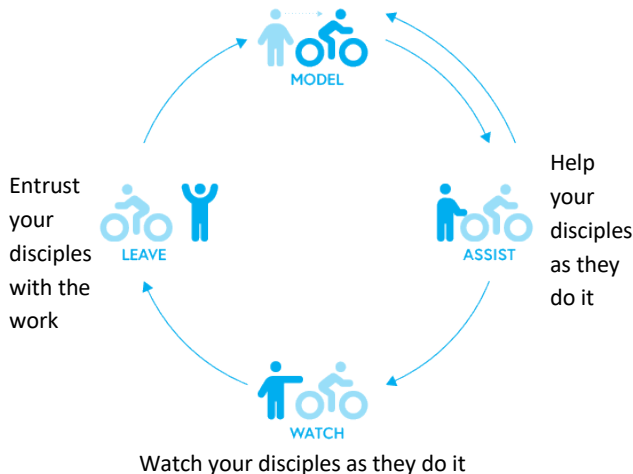
DUCKLING DISCIPLESHIP

ACCOUNTABILITY GROUP



2-3 people of the same gender; read scripture and apply to life; pray together; confess sin

Show your disciples how to do it



Signs of John (Seekers)

John 2:1-12; John 4:46-54; John 5:1-17; John 6:1-14; John 6:15-25; John 9:1-41; John 11:1-46; John 14:1-11

Hope Series (Seekers)

Luke 18:9-14; Luke 12:13-34; Luke 15:11-32; Luke 19:1-10; John 3:1-21

Discover Series (Seekers/New Disciples)

DISCOVER GOD

Genesis 1; Genesis 2; Genesis 3; Genesis 6:5 to 8:14; Genesis 8:15-9:17; Genesis 12:1-7 & 15:1-6; Leviticus 19:2 & Deuteronomy 32:3-4; Exodus 20:1-21; 1 Samuel 16:1-13; 2 Samuel 7:1-28; 2 Samuel 11:1-27; 2 Samuel 12:1-25; Psalm 51:1-17; Isaiah 53

DISCOVER JESUS

Matthew 1:18-25; Matthew 3:7-9,13-15; Mark 5:1-20; John 10:1-30; Luke 18:31-42; Luke 19:1-9; Matthew 9:9-13; Hebrews 4:14-16 & 10:1-14; John 14:1-15; John 16:5-15; Luke 22:14-20; Luke 22:47-53 & 23:13-24; Luke 23:33-56; Luke 24:1-7, 36-47; Acts 1:1-11; 1 Thessalonians 4:16-17

Start Track (New Disciples)

- [1] Why/Who/How [2] Holy Spirit: John 14:15-18; Titus 3:4-7 [3] Tell Your Story: Mark 5:1-20 [4] Tell God's Story: 1 Corinthians 15:1-8, Romans 3:23, Romans 6:23 [5] Follow and Fish: Mark 1:16-20 [6] Baptism: Romans 6:3-4; Acts 8:26-40 [7] New Identity: Ephesians 1:3-14; Romans 6:6-14 [8] The Bible: 2 Timothy 3:14-17 [9] Talk with God: Matthew 6:9-13 [10] Hard Times: Acts 5:17-42; Matthew 5:43-44 [11] Becoming Healthy Disciples: Acts 2:36-47, 1 Corinthians 11:23-34



[1] Gather together: Hebrews 10:19-25



[2] Baptism: Acts 16:22-34



[3] Read the Bible: Psalm 119:105-112



[4] Communion: Matthew 26:20-30



[5] Fellowship: Philippians 2:1-11; 1 John 1:1-7



[6] Giving and ministry: Acts 4:32-37; 2 Corinthians 9:6-11



[7] Praying together: Acts 12:1-17



[8] Praise and worship: Psalm 100:1-5, Ephesians 5:15-20



[9] Witness: Romans 10:8-15; Acts 8:1-8



[10] Caring leaders: Hebrews 13:7-9, 17





5 

